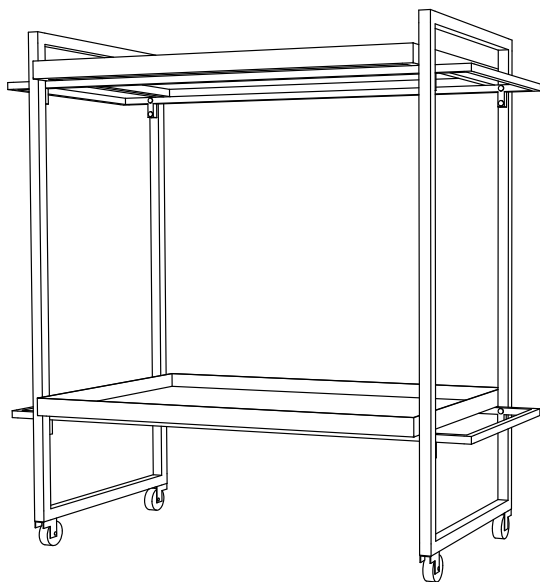


KRISTINA DAM
Studio

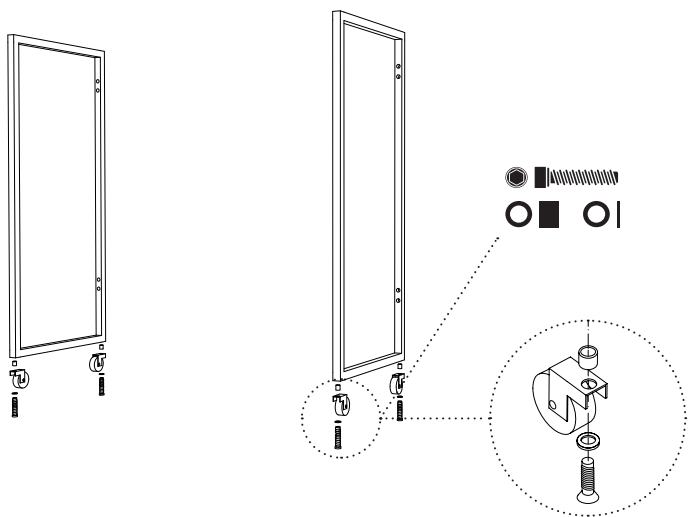


BAUHAUS TROLLEY

Powder Coated Steel & Tempered Glass
72 L x 35 W x 77 H cm

16x Screws	4x Screws	1x Hex Key Z
4x Metal ring	4x Washer	1x Hex Key Z

1.



4x Screws



4x Metal ring



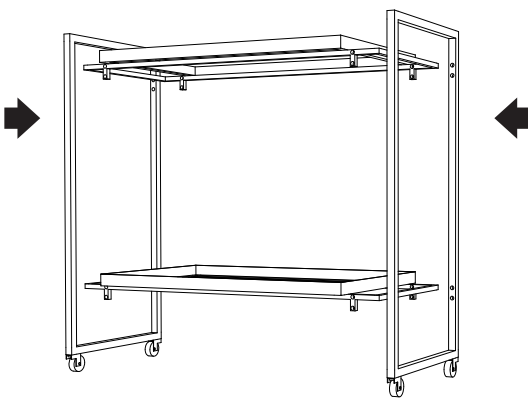
4x Washer



1x Hex Key Z



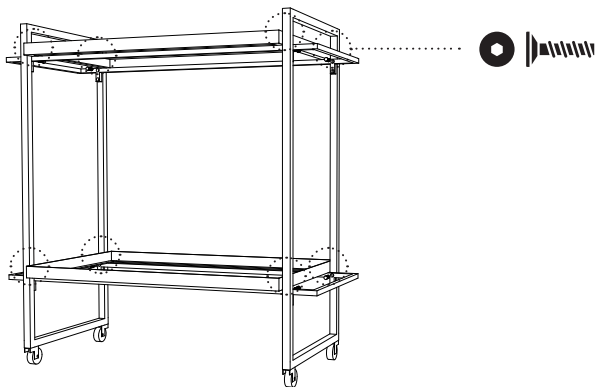
2.



1. Place vertical frames in between the horizontal ones that all holes align.



3.



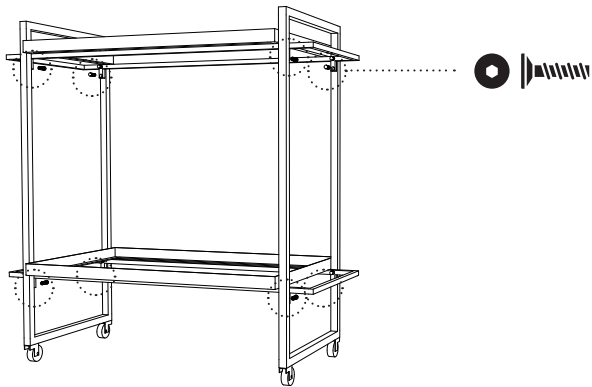
2. Screw in the top level screws first, but don't tighten the screws completely.



1x Hex Key Z



4.



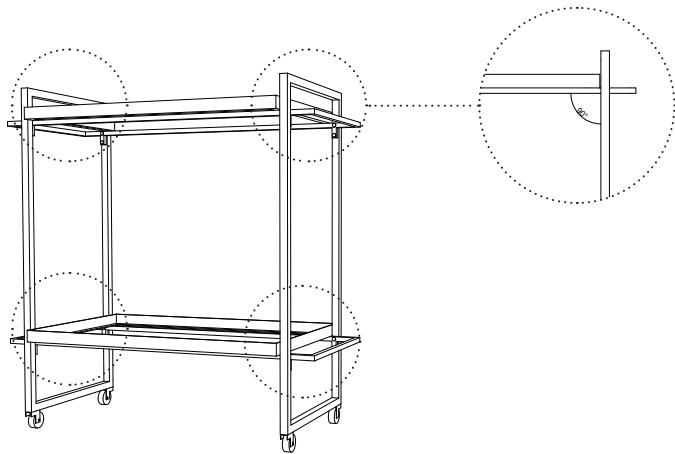
3. Screw in the bottom level screws, but don't tighten the screws completely.



1x Hex Key Z



5.



4. Aline the frame to create a right angle, than tighten all screws.

1x Hex Key Z



6.

